

NALWA SONS INVESTMENTS LIMITED

Regd. Office: 28, Najafgarh Road,
Moti Nagar Industrial Area,
Delhi – 110 015, India
CIN: L65993DL1970PLC146414

April 20, 2016

BSE Ltd.
Corporate Relationship Department,
1st Floor, New Trading Ring,
Rotunda Building, P J Towers,
Dalal Street, Fort, Mumbai – 400 001
022 - 2272 3121, 2037, 2041,
3719, 2039, 2272 2061
corp.relations@bseindia.com
Security Code No.: 532256

National Stock Exchange of India Ltd.
Exchange Plaza, 5th Floor,
Plot no. C/1, G Block
Bandra-Kurla Complex, Bandra(E),
Mumbai-400051
022 -2659 8237, 8238, 8347, 8348
cm1ist@nse.co.in

Security Code No. : NSIL

Dear Sirs/Madam,

Sub: Compliance of Regulation 31(1)(b) of the SEBI (Listing Obligations and Disclosure Requirements) Regulations, 2015.

In terms of the provisions of Regulation 31(1)(b) of the SEBI (Listing Obligation and Disclosure Requirement) Regulations, 2015, please find attached herewith Shareholding Pattern of the Company for the quarter ended on 31st March, 2016.

You are requested to kindly take the same on record.

Yours Faithfully,
For **Nalwa Sons Investments Limited**


(Raghav Sharma)
Company Secretary



Encl: A/a

**Disclosure of holding of specified securities and holding of specified securities in dematerialized form
[Pursuant to Reg. 31 of SEBI (Listing Obligations and Disclosure Requirements) Regulations, 2015]**

1	Name of the Listed Entity	Nalwa Sons Investments Limited
2	Scrp Code	NSE: NSIL / BSE: 532256
3	Shareholding pattern filed under Regulation 31(1)(a) / Reg.31(1)(b) / Reg.31(1)(c)	31(1)(b)
	a. If under regulation 31(1)(b) then indicate the report for the quarter ending	31st March, 2016
	b. If under regulation 31(1)(c) then indicate date of allotment / extinguishment	N.A.
4	Declaration	*YES / *NO
	Whether the listed entity has issued any partly paid up shares ?	No
	Whether the listed entity has issued any convertible securities or warrants ?	No
	Whether the listed entity has any shares against which depository receipts are issued ?	No
	Whether the listed entity has any shares in locked in ?	No
	Whether the shares held by promoters are pledged or otherwise encumbered ?	No
5	The tabular format for disclosure of holding of specified securities is as follows:	

* If the Listed Entity selects the option 'No' for the questions above, the columns for the partly paid up shares, Outstanding Convertible Securities/Warrants, depository receipts, locked-in shares, No of shares pledged or otherwise encumbered by promoters, as applicable, shall not be displayed at the time of dissemination on the Stock Exchange website. Also wherever there is 'No' declared by Listed Entity in above table the values will be considered as 'Zero' by default on submission of the format of holding of specified securities.




Table I - Summary statement holding of specified securities

Category	Category of shareholder	No. of share holders	No. of fully paid up equity shares held	No. of partly paid-up equity shares held	No. of shares underlying Depository Receipts	Total nos. of shares held	Shareholding as a % of total (calculated as per SCRR, 1957)	Number of voting rights class of securities	No. of voting rights	Total as a % of (A+B+C)	No. of shares underlying convertible securities (including warrants)	Shareholding as a % assuming full conversion of convertible securities (as a % of diluted share capital)	No. of locked in shares	No. of shares pledged	No. of equity shares held in dematerialised form
(I)	(II)	(III)	(IV)	(V)	(VI)	(VII) = IV+V+VI	As a % of (A+B+C)	Class - x Class - y Total	(X) as a % of (A+B+C2)	(XI) = (VII)+(X) as a % of (A+B+C2)	(a) total shares held	(b) as a % of total shares held	(a) total shares held	(b) as a % of total shares held	(XIV)
(A)	Promoter & promoter group	34	28,56,510	-	-	28,56,510	55.62	-	-	55.62	-	-	-	-	28,56,510
(B)	Public	22737	22,79,653	-	-	22,79,653	44.38	-	-	44.38	-	-	-	-	20,69,515
(C)	Non promoter- non public	-	-	-	-	-	-	-	-	-	-	-	-	-	-
(C1)	Shares underlying DRS	-	-	-	-	-	N.A.	-	-	-	-	-	-	-	-
(C2)	Shares held by Employee trust	-	-	-	-	-	-	-	-	-	-	-	-	-	-
	TOTAL	22771	51,36,163	-	-	51,36,163	100.00	51,36,163	-	51,36,163	100	-	-	-	49,26,025



Table II - Statement showing shareholding pattern of the Promoter and Promoter Group

(i)	(ii)	(iii)	(iv)	(v)	(vi)	(vii) = IV+V+VI	Share holding as a % of total no. of shares (calculated as per SCRR, 1957)	Number of voting Rights held in each class of securities			Total as a % of (A+B+C)	(x) No. of shares underlying convertible securities (including warrants)	Share holding as a % assuming full conversion of convertible securities (as a % of diluted share capital)	No. of locked in shares	No. of shares pledged	No. of equity shares held in dematerialised form
								Class - x	Class - y	Total						
1 Indian																
(a)	Individuals / HUF	20	35041	-	-	35041	0.68	35041	2	0.00	0.68	0.00	-	-	-	35,041
	SAROJ BHARTIA		2	-	-	2	0.00	2	2	0.00	0.00	0.00	-	-	-	2
	URMILA BHUWALKA		48	-	-	48	0.00	48	48	0.00	0.00	0.00	-	-	-	48
	SEEMA JAJODIA		49	-	-	49	0.00	49	49	0.00	0.00	0.00	-	-	-	49
	URVI JINDAL		631	-	-	631	0.01	631	631	0.01	0.01	0.01	-	-	-	631
	TARINI JINDAL		651	-	-	651	0.01	651	651	0.01	0.01	0.01	-	-	-	651
	TANVI JINDAL		652	-	-	652	0.01	652	652	0.01	0.01	0.01	-	-	-	652
	TRIPTI JINDAL		662	-	-	662	0.01	662	662	0.01	0.01	0.01	-	-	-	662
	NAVEEN JINDAL		692	-	-	692	0.01	692	692	0.01	0.01	0.01	-	-	-	692
	R K JINDAL & SONS HUF		756	-	-	756	0.01	756	756	0.01	0.01	0.01	-	-	-	756
	ARTI JINDAL		781	-	-	781	0.02	781	781	0.02	0.02	0.02	-	-	-	781
	PARTI JINDAL		1497	-	-	1497	0.03	1497	1497	0.03	0.03	0.03	-	-	-	1,497
	PRITHVI RAI JINDAL		1698	-	-	1698	0.03	1698	1698	0.03	0.03	0.03	-	-	-	1,698
	S K JINDAL AND SONS HUF		1809	-	-	1809	0.04	1809	1809	0.04	0.04	0.04	-	-	-	1,809
	SMINU JINDAL		2382	-	-	2382	0.05	2382	2382	0.05	0.05	0.05	-	-	-	2,382
	SANGITA JINDAL		2547	-	-	2547	0.05	2547	2547	0.05	0.05	0.05	-	-	-	2,547
	SAJIAN JINDAL		2592	-	-	2592	0.05	2592	2592	0.05	0.05	0.05	-	-	-	2,592
	P R JINDAL HUF		3163	-	-	3163	0.06	3163	3163	0.06	0.06	0.06	-	-	-	3,163
	DEEPIKA JINDAL		3760	-	-	3760	0.07	3760	3760	0.07	0.07	0.07	-	-	-	3,760
	SAVITRI DEVI JINDAL		4815	-	-	4815	0.09	4815	4815	0.09	0.09	0.09	-	-	-	4,815
	NAVEEN JINDAL HUF		5854	-	-	5854	0.11	5854	5854	0.11	0.11	0.11	-	-	-	5,854
(b)	Central Govt / State Govt	-	-	-	-	-	-	-	-	-	-	-	-	-	-	-
(c)	Financial institutions / Banks	-	-	-	-	-	-	-	-	-	-	-	-	-	-	-
(d)	Any other /Bodies (Corporates)	11	28,11,989	-	-	28,11,989	54.75	28,11,989	28,11,989	54.75	54.75	0.25	-	-	-	28,11,989
	GOSWAMIS CREDITS & INVESTMENTS LTD		12721	-	-	12,721	0.25	12,721	12,721	0.25	0.25	0.25	-	-	-	12,721
	JSW HOLDINGS LIMITED		25014	-	-	25,014	0.49	25,014	25,014	0.49	0.49	0.49	-	-	-	25,014
	JSI LIMITED		120615	-	-	1,20,615	2.35	1,20,615	1,20,615	2.35	2.35	2.35	-	-	-	1,20,615



(i)	(ii)	(iii)	(iv)	(v)	(vi)	(vii) = IV+V+VI	Share holding as a % of total (A+B+C)	Number of voting rights held in each class of securities	Total as a % of (A+B+C)	(x) No. of shares underlying outstanding convertible securities (including warrants)	Share holding as a % assuming full conversion of convertible securities (as a % of diluted share capital)	(xi) No. of locked in shares	(xii) No. of shares pledged	(xiii) No. of equity shares held in denaturalised form
Category and name of the shareholder	PAN	No. of share holders	No. of fully paid up equity shares	No. of partly paid-up equity shares held	No. of shares underlying Depository Receipts	Shares held	As a % of (A+B+C)	Class - x Class - y Total	Total as a % of (A+B+C)	No. of shares underling outstanding convertible securities (including warrants)	Share holding as a % assuming full conversion of convertible securities (as a % of diluted share capital)	(xi) No. of locked in shares	(xii) No. of shares pledged	(xiii) No. of equity shares held in denaturalised form
VINAMRA CONSULTANCY	AAECV5876E		121244	-	-	1,21,244	2.36	121244	2.36	-	2.36	-	-	1,21,244
PVT LTD	AAECV0208K		122306	-	-	1,22,306	2.38	122306	2.38	-	2.38	-	-	1,22,306
GIEBE TRADING PRIVATE LIMITED	AAECV0208K		122306	-	-	1,24,446	2.42	122306	2.42	-	2.42	-	-	1,24,446
JINDAL COAL PRIVATE LIMITED	AABCJ3739R		124446	-	-	1,24,446	2.42	124446	2.42	-	2.42	-	-	1,24,446
VIRTUOUS TRADECORP PRIVATE LIMITED	AAECV7088E		571385	-	-	5,71,385	11.12	571385	11.12	-	11.12	-	-	5,71,385
DANTA ENTERPRISES PRIVATE LIMITED	AAECV9628G		571386	-	-	5,71,386	11.12	571386	11.12	-	11.12	-	-	5,71,386
OPJ TRADING PRIVATE LIMITED	AABCO9632N		571386	-	-	5,71,386	11.12	571386	11.12	-	11.12	-	-	5,71,386
SAHVOG TRADCORP PRIVATE LIMITED	AAUCS2300N		571386	-	-	5,71,386	11.12	571386	11.12	-	11.12	-	-	5,71,386
HEXA TRADEX LIMITED	AAACH5334B		100	-	-	100	0.00	100	0.00	-	0.00	-	-	100
Total (A)(1)		31	28,47,030	-	-	28,47,030	55.43	28,47,030	55.43	-	55.43	-	-	28,47,030
2 Foreign Individuals / Foreign Individuals)														
(a) Individuals (Non resident Individuals / Foreign Individuals)		3	9,480	-	-	9,480	0.18	9,480	0.18	-	0.18	-	-	9,480
RATAN JINDAL	AASPJ0852D		4024	-	-	4,024	0.08	4024	0.08	-	0.08	-	-	4,024
SARIKA JHUNJHUNWALA	AGTPJ12724N		4250	-	-	4,250	0.08	4250	0.08	-	0.08	-	-	4,250
ABHYUDAY JINDAL	AIEP12431J		1206	-	-	1,206	0.02	1206	0.02	-	0.02	-	-	1,206
(b) Government Institutions														
(c) Foreign portfolio Investor														
(d) Any other														
(f) Sub Total (A)(2)		3	9,480	-	-	9,480	0.18	9,480	0.18	-	0.18	-	-	9,480
Total shareholding of promoter and promoter group (A) = (A)(1)+(A)(2)		34	28,56,510	-	-	28,56,510	55.62	28,56,510	55.62	-	55.62	-	-	28,56,510





Table III - Statement showing shareholding pattern of public shareholder

Category and name of the shareholder	PAN	No. of share holders	No. of fully paid up shares held	No. of partly paid-up equity shares held	No. of shares underlying Depository Receipts	Total nos. of shares held	Share holding as a % of total no. of shares (calculated as per SCRR, 1957)	Number of voting rights securities held in each class of securities	Total as a % of (A+B+C)	No. of shares underlying outstanding convertible securities (including warrants)	Share holding as a % assuming full conversion of convertible securities (as a % of diluted share capital)	No. of locked in shares	No. of shares pledged	No. of equity shares held in dematerialised form
(i)	(ii)	(iii)	(iv)	(v)	(vi)	(vii) = IV+V+VI	As a % of (A+B+C)	Class - x	Class - y	Total	(X) = (vii)+(X) as a % of (A+B+C2)	(a) as a % of total shares held (b)	(a) as a % of total shares held (b)	(xiv)
1 Institutions														
(a) Mutual Funds		15	1,420	-	-	1,420	0.03	1,420	-	1,420	0.03	-	N.A.	N.A.
(b) Venture Capital Fund		-	-	-	-	-	-	-	-	-	-	-	N.A.	-
(c) Alternate Investment Fund		-	-	-	-	-	-	-	-	-	-	-	N.A.	-
(d) Foreign venture capital investor		-	-	-	-	-	-	-	-	-	-	-	N.A.	-
(e) Foreign portfolio investor		6	2,16,200	-	-	2,16,200	4.21	2,16,200	-	2,16,200	4.21	-	N.A.	2,16,200
ACACIA PARTNERS LP	AALFA7272K	-	79,236	-	-	79,236	1.54	79,236	-	79,236	1.54	-	N.A.	79,236
ACACIA INSTITUTIONAL PARTNERS	AALFA7287Q	-	89,082	-	-	89,082	1.73	89,082	-	89,082	1.73	-	N.A.	89,082
(f) Financial Institutions / Banks		20	1,350	-	-	1,350	0.03	1,350	-	1,350	0.03	-	N.A.	193
(g) Insurance Companies		-	-	-	-	-	-	-	-	-	-	-	N.A.	-
(h) Provident funds / pension funds		2	28,126	-	-	28,126	0.55	28,126	-	28,126	0.55	-	N.A.	28,126
(i) Any other (Foreign Institutional Investors)		4	701	-	-	701	0.01	701	-	701	0.01	-	N.A.	N.A.
Sub Total (B)(1)		47	2,47,797	-	-	2,47,797	4.82	2,47,797	-	2,47,797	4.82	-	N.A.	2,45,042
2 Central government / state government / President of India		-	-	-	-	-	-	-	-	-	-	-	N.A.	-
3 Non Institutions														
(a) Individual shareholders holding nominal share capital upto Rs. 2.00 lac		21091	5,88,413	-	-	5,88,413	11.46	5,88,413	-	5,88,413	11.46	-	N.A.	4,20,050
Individual shareholders holding nominal share capital in excess of Rs. 2.00 lac		-	-	-	-	-	-	-	-	-	-	-	N.A.	-
(b) NBFC registered with RBI		-	-	-	-	-	-	-	-	-	-	-	N.A.	-
(c) Employees Trusts		-	-	-	-	-	-	-	-	-	-	-	N.A.	-
(d) Overseas Depositors		-	-	-	-	-	-	-	-	-	-	-	N.A.	-
(e) Any other		1037	12,15,093	-	-	12,15,093	23.66	12,15,093	-	12,15,093	23.66	-	N.A.	11,80,765
Non resident Indians		-	-	-	-	-	-	-	-	-	-	-	N.A.	-
RICKY ISHWARDS KIRPALANI	AABRK3273E	-	4,03,649	-	-	4,03,649	7.86	4,03,649	-	4,03,649	7.86	-	N.A.	4,03,649
ANIL ARYA	AAOFA9461F	-	2,49,285	-	-	2,49,285	4.85	2,49,285	-	2,49,285	4.85	-	N.A.	2,49,285
KESWANI HARESH	AAKPH7866C	-	2,88,566	-	-	2,88,566	5.62	2,88,566	-	2,88,566	5.62	-	N.A.	2,88,566
VAISHALI ARYA	AFLPA6400L	-	1,93,316	-	-	1,93,316	3.76	1,93,316	-	1,93,316	3.76	-	N.A.	1,93,316



Category and name of the shareholder	PAN	No. of share holders	No. of fully paid up equity shares held	No. of partly paid-up equity shares held	No. of shares underlying Depository Receipts	Total nos. of shares held	Share holding as a % of total no. of shares (calculated as per SCRR, 1957)	Number of voting rights securities	Class - x	Class - y	Total	Total as a % of (A+B+C)	No. of shares underlying outstanding convertible securities (including warrants)	Share holding as a % assuming full conversion of convertible securities (as a % of diluted share capital)	No. of locked in shares	No. of shares pledged	No. of equity shares held in dematerialised form
(i)	(ii)	(iii)	(iv)	(v)	(vi)	(vii) = (iv+v+vi)	As a % of (A+B+C)	No. of voting rights securities			(viii) = (vii) x (A+B+C)	(ix) = (viii) / (A+B+C)	(x)	(xi) = (x) / (A+B+C)	(xii) as a % of total shares held (b)	(xiii) as a % of total shares held (b)	(xiv)
Corporate bodies (Resident)		309	2,08,206	-	-	2,08,206	4.05	2,08,206	-	-	2,08,206	4.05	-	4.05	-	N.A.	2,03,798
IL AND FS TRUST CO LTD	AAAAC6832K	1	1,69,735	-	-	1,69,735	3.30	1,69,735	-	-	1,69,735	3.30	-	3.30	-	N.A.	1,69,735
Trusts		1	193	-	-	193	0.00	193	-	-	193	0.00	-	0.00	-	N.A.	193
Foreign national		1	227	-	-	227	0.00	227	-	-	227	0.00	-	0.00	-	N.A.	227
Overseas Corporate bodies		2	97	-	-	97	0.00	97	-	-	97	0.00	-	0.00	-	N.A.	622
Clearing Members		15	622	-	-	622	0.01	622	-	-	622	0.01	-	0.01	-	N.A.	18,818
Hindu Undivided families		234	19,005	-	-	19,005	0.37	19,005	-	-	19,005	0.37	-	0.37	-	N.A.	18,818
Sub Total (B)(3)		22690	20,31,856	-	-	20,31,856	39.56	20,31,856	-	-	20,31,856	39.56	-	39.56	-	N.A.	18,24,473
Total public shareholding (B) = (B)(1)+(B)(2)+(B)(3)		22737	22,79,653	-	-	22,79,653	44.38	22,79,653	-	-	22,79,653	44.38	-	44.38	-	N.A.	20,69,515
No. of unclaimed shares	3661																
No. of shareholders	229																



Sr. No.	Details of shareholders acting as persons in concert including their shareholding (No and %)	Details of Shares held	
		No. of shares (iii)	As a % of total share capital (iv)
(i)	(ii)		
1	RICKY ISHWARDAS KIRPLANI (alongwith PAC)		
	Ricky Ishwardas Kirplani	4,03,649	7.86
	Keswani Haresh (As a PAC with Ricky Ishwardas Kirplani)	2,88,566	5.62
	Johnny Kirplani (As a PAC with Ricky Ishwardas Kirplani)	2,150	0.04
	Alisha Kirplani (As a PAC with Ricky Ishwardas Kirplani)	6,384	0.12
	Pooja Vijay Assomull (As a PAC with Ricky Ishwardas Kirplani)	3,200	0.06
	IL AND FS Trust Co. Ltd.(As a PAC with Ricky Ishwardas Kirplani) -	1,69,735	3.30
	Total	8,73,684	17.01
2	ANIL ARYA (alongwith PAC)		
	Anil Arya	2,49,285	4.85
	Vaishali Arya (As a PAC with Anil Arya)	1,93,316	3.76
	Total	4,42,601	8.62
	GRAND TOTAL	13,16,285	25.63



Table IV - Statement showing shareholding pattern of Non promoter - Non public shareholder

Category and name of the shareholder	PAN	No. of share holders	No. of fully paid up equity shares held	No. of partly paid-up equity shares held	No. of underlying Depository Receipts	Total nos. of shares held	Share holding as a % of total no. of shares (calculated as per SCRR, 1957)	Number of voting Rights held in each class of securities			Total as a % of (A+B+C)	No. of shares underlying convertible securities (including warrants)	Share holding as a % assuming full conversion of convertible securities (as a % of diluted share capital)	No. of locked in shares		No. of shares pledged		No. of equity shares held in dematerialised form
								Class - x	Class - y	Total				(a)	as a % of total shares held (b)	(a)	as a % of total shares held (b)	
(i)	(ii)	(iii)	(iv)	(v)	(vi)	(vii) = IV+V+VI	As a % of (A+B+C)				(x)	(xi) = (vii)+(x) as a % of (A+B+C2)	(xii)		(xiii)		(xiv)	
1 (a) Custodian / DR Holder (if any) Name of DR Holder (if any) Employees benefit trust (under SEBI (Share based employee benefit) Regulations, 2014		-	-	-	-	-	-	-	-	-	-	-	-	-	N.A.	N.A.	-	-
2 (a) SEBI (Share based employee benefit) Regulations, 2014		-	-	-	-	-	-	-	-	-	-	-	-	-	N.A.	N.A.	-	-
Total non promoter - non public shareholding (C) = (C)(1)+(C)(2)		-	-	-	-	-	-	-	-	-	-	-	-	-	-	-	-	-

